

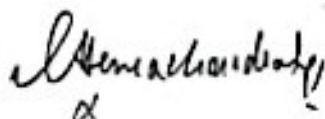
Dayananda Sagar College of Science, Arts, Commerce, Management, Infotech & Microbiology
Balance Sheet as at : 31st March 2019

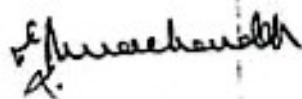
(Figures in Rs)

Particulars	Note No	As at 31st March 2019	As at 31st March 2018
1	2	3	4
I. CAPITAL FUND AND LIABILITIES			
(1) Reserves and Surplus	1	800,374,928	738,060,022
(a) General Fund			
(2) Current Liabilities	2	1,482,257	946,884
(a) Payables	3	9,764,494	14,006,601
(b) Other Current Liabilities	4	3,068,164	2,712,602
(c) Short - Term Provisions			
TOTAL		814,709,833	755,726,109
II. ASSETS			
(1) Non - Current Assets	6		
(a) Fixed Assets			
- Tangible Assets		4,597,542	4,234,571
(b) Other Non - Current Assets	7	50,000	60,000
(2) Current Assets			
(a) Cash and Cash Equivalents	8	3,089,412	996,999
(b) Short Term Loans and Advances	9	4,212,411	5,567,600
(3) Branch / Division	5	802,760,468	744,866,739
TOTAL		814,709,833	755,726,109
		0	0


for Mahatma Gandhi Vidya Peetha Trust

As per our report of even date
 for B.P.Rao & Co.,
 Chartered Accountants
 Firm Reg.No - 003116S


 (Trustee)


 (Trustee)


 (B. Harish Rao)
 Partner
 M.No - 029500


 Principal,
 Dayananda Sagar College of Arts,
 Science & Commerce
 K.S. Layout, Bangalore - 560 078

Dayananda Sagar College of Science, Arts, Commerce, Management, Infotech & Microbiology
Income and Expenditure Statement for the year ended : 31st March 2019

(Figures in Ra)

Particulars	Note No	Year Ended 31st March 2019	Year Ended 31st March 2018
Income			
I. Course / Tuition Fees	10	115,297,168	93,463,622
II. Other Income	11	8,249,085	9,585,502
III. Total Income (I + II)		123,546,253	103,049,124
Expenses			
- Building Maintenance - Shared		7,300,000	3,800,000
- Employee Benefits Expense	12	34,521,375	29,938,759
- Depreciation and Amortization	6	671,691	623,992
- Other Expenses	13	16,738,281	18,878,774
IV. Total Expenses		61,231,347	53,241,525
V. Excess (Deficit) for the period (III - IV)		62,314,906	49,807,598

for Mahatma Gandhi Vidya Peetha Trust

As per our report of even date
for B.P.Rao & Co.,
Chartered Accountants
Firm Reg.No - 003116S

(Signature)
X
(Trustee)

(Signature)
X
(Trustee)

(Signature)

(B.Harish Rao)
Partner
M.No - 029500

(Signature)
Principal,
Dayananda Sagar College of Arts,
Science & Commerce
K.S. Layout, Bangalore - 560 078.

**Dayananda Sagar College of Science, Arts, Commerce, Management, Infotech
& Microbiology**

Note: 1

Reserves and Surplus

(Figures in Rs)

Particulars	As at 31st March 2019	As at 31st March 2018
General Reserve		
Opening Balance	738,060,022	688,252,424
Add: Excess of Income over Expenditure	62,314,906	40,807,598
Less: Utilised/ transferred during the year		
Closing Balance	800,374,928	738,060,022
Total	800,374,928	738,060,022

Note: 2

Payables

(Figures in Rs)

Particulars	As at 31st March 2019	As at 31st March 2018
Total outstanding due to Others (Annexure - I)	1,482,257	946,884
Total	1,482,257	946,884

Note: 3

Other current liabilities

(Figures in Rs)

Particulars	As at 31st March 2019	As at 31st March 2018
College Deposit (Annexure - II)	3,344,000	4,749,000
Library Deposit (Annexure - III)	2,238,500	3,060,500
Advance Fees	114,580	194,330
Educational Loan	393,008	543,625
Exam Remuneration	73,021	15,300
Admission Cancellation	511,940	
Project Guidance Fee MBA	463,000	789,000
Project Guidance Fee MCA	219,400	161,400
Project Internship Fee MBA (BU)	347,250	472,500
Scholarship	1,163,771	3,043,880
Red Cross Fees	439,200	377,000
Exam Fees	22,279	420,234
Convocation Fees	14,448	65,423
Excess fee	274,343	54,340
Statutory Dues:		
Duties & Taxes	141,256	60,069
GST Payable	4,500	
Total	9,764,494	14,006,601



Dayananda Sagar College of Science, Arts, Commerce, Management, Infotech
& Microbiology

Note: 4

Short term provisions

(Figures in Rs)

Particulars	As at 31st March 2019	As at 31st March 2018
Provision for Employee Benefits		
Provision for other employee benefits (Annexure - IV)	3,088,154	2,712,602
Total	3,088,154	2,712,602

Note: 5

Branch / Division

(Figures in Rs)

Particulars	As at 31st March 2019	As at 31st March 2018
Dayananda Sagar Business Academy	123,252	123,252
DSCBS	6,226,274	6,226,274
D S C Dental Science	8,160	8,160
DSC Pharmacy	6,628	6,628
D S C Physiotherapy	3,000	3,000
D S C Science, Arts & Commerce	261,455	215,544
D.S.I. Technology	82,770	82,770
MGVP TRUST	867,229,358	733,809,308
DSATM 3240 A/C	(12,500)	(12,500)
DSC Biological Science	(25,244,410)	(25,244,410)
DSC Engineering	(5,522,390)	(5,516,899)
DSCIL	(40,384,130)	(36,999,335)
DSC Nursing	(17,000)	(17,000)
MGVPT-SBI		72,181,946
Total	802,760,468	744,866,739



Dayananda Sagar College of Science, Arts, Commerce, Management, Infotech & Microbiology

Note: 7

(Figures in Rs)

Other Non Current Assets

Particulars	As at 31st March	
	2019	2018
Deposit -IIM(Library)	25,000	35,000
EDI & Nodal Centre	25,000	25,000
Total	50,000	60,000

Note: 8

(Figures in Rs)

Cash and cash equivalents

Particulars	As at 31st March	
	2019	2018
Vijaya Bank A/c.14988	3,089,412	996,999
Total	3,089,412	996,999

Note: 9

(Figures in Rs)

Short-term loans and advances

Particulars	As at 31st March	
	2019	2018
Adv Hemanth Uppalla	12,845	7,612
Savita Trivedi	5,016	5,073
Tuition Fee Receivable	3,309,313	4,636,530
Tuition Fee Receivable(Nepal Student)	806,460	809,490
Dr. Venkatesh B R	1,054	5,000
NagaraJ shenoy	54,729	13,947
Adv Suneetha V	12,994	-
Printech Corporation	-	239
Santosh Agencies	-	39,000
Medicaim Insurance(Employees)	-	6,219
Gst arrears(July & August)	-	26,420
Additional English Fees	-	18,270
Total	4,212,411	5,567,800



Dayananda Sagar College of Science, Arts, Commerce, Management, Infotech & Microbiology

Note: 10

Revenue from operations

(Figures in Rs)

Particulars	As at 31st March	As at 31st March
	2019	2018
Tuition Fees (Annexure - V)	115,186,415	91,315,945
Arrears in Tuition Fees	110,753	2,147,677
Total	115,297,168	93,463,622

Note: 11

Other Income

(Figures in Rs)

Particulars	As at 31st March	As at 31st March
	2019	2018
Recoveries (Fine)	620,233	533,418
Discontinued student	1,143,680	2,784,665
Interest on Savings Bank Account	172,170	340,711
Provisional Degree Certificate	47,250	50,550
Misc Income	14,250	567,468
Seminar Workshop	528,050	692,980
ID Card Fees - MBA, MCA, BCA, BSc & MSc	4,000	6,050
Mediclaim Insurance(I)	957,400	780,160
Unclaimed Deposits (Old)	2,119,990	2,777,500
Uniform fee(I)	1,892,700	1,052,000
Unclaimed Project Guidance (MBA)	492,000	-
Unclaimed Project Internship(MBA)	246,750	-
Creditors Written Off	10,612	-
Total	8,249,085	9,585,502

Note: 12

Employee Benefit Expense

(Figures in Rs)

Particulars	As at 31st March	As at 31st March
	2019	2018
Salary-Management & Information	34,197,573	29,589,302
ESI-Employer's Contribution	31,328	59,937
PF Administrative Charges	23,032	28,923
PF Employers	266,444	260,077
Labour Welfare Fund-Employer's Contribution	3,000	2,520
Total	34,521,375	29,938,759



Dayananda Sagar College of Science, Arts, Commerce, Management, Infotech & Microbiology

Note: 13

(Figures in Rs)

Other Expenses

Particulars	As at 31st March	As at 31st March
	2019	2018
Admission & Registration	4,097,600	3,693,179
Advertisement & Publicity	117,404	225,882
Affiliation & Registration	2,014,150	1,945,849
PT Renewal Fees	2,500	2,500
Bank Charges	20,211	42,659
Conveyance	44,199	9,547
Consultancy Charges	7,030,209	8,103,515
Journals & subscriptions	118,975	160,202
Printing & Stationery	558,346	470,095
Mediclaime Premium	896,297	646,540
Exam expenses	153,489	100,934
Internet & SIS Expenses	124,209	75,469
Seminar & Workshop Expenses	1,140,432	741,525
Lab Consumables	405,257	321,246
Newspapers & Periodicals	150,155	49,484
Gratuity	455,114	1,376,033
Membership & Subscription	14,400	36,150
R & M - Equipment	378,388	81,126
Uniforms	888,705	617,504
Rates and taxes	9,145	5,405
Corporation Tax	175,386	166,110
Sponsorship Expenses	118,000	-
Miscellaneous Expenses	27,710	-
Total	18,738,281	18,878,774



Annexure - I

Pages 11 of 16

Sundry Creditors	Particulars	
	As at 31st March 2017	As at 31st March 2018
Book Paradise	8,400	22,395
MOVPT- Carben	3,080	18,370
Balaji Printers	2,335	2,828
Gasolops A	12,800	10,800
Kaerthi Arvind	8,900	20,700
Nandhi S.	28,200	23,850
Palak	4,488	11,248
Prashanth S	10,800	10,800
RV Cheluvamurthy	8,048	8,068
Salma Jabbar	8,800	19,800
Shobha Ghosh	30,180	21,180
Swati V Hebbar	17,100	17,100
CSI Tully Food Court	18,878	72,798
H.M Enterprises	2,850	25,548
Shruti	28,800	24,751
Sun World Office Needs	8,178	8,178
AAMA	29,000	-
AZS Agencies	81,800	-
Ashwin Eswara Syam	8,000	-
BRINDA C	8,000	-
H.M.Murshidhar	29,800	-
Kalyani Publishers	21,780	-
Maqura Infotech Solutions Private Limited	210,370	-
Maheepati S Jee	11,280	-
Meraj Industries	20,850	-
M/s Mathaji Herbware	4,047	-
Poojitha H T	18,000	-
Pratech Corporation	(18)	-
Pulparjati S	3,180	-
Rasmita P	14,400	-
R.R.Consultancy	107,127	-
Sankosh Agencies	(38,000)	-
Sapna Book House Pvt Ltd	89,880	-
Sindhuwree M.S	15,300	-
SLV Interior & Furniture	5,440	-
Soni Kumar G	19,800	-
Tanika Consulting Private Limited	648,000	-
Vivans Banaji	13,050	-
V Terminus Fuel Control	8,548	-
Way 2 Mini Services	(374)	-
Rajappa KV	-	8,820
Unadev.K	-	18,900
Uma Sharma R	-	8,100
VS Techad India Lip	-	3,858
Skaramurthy M R	-	20,700
Sowmya Flowers	-	8,940
Srikanth H N	-	8,550
Sri Ramiah Catering Centre	-	87,318
Suna S.N	-	2,900
NSP NETWORK SOLUTIONS	-	63,889
Poojendra Acharya	-	11,700
ND Telesevice	-	2,038
Meenakshi N.P	-	19,800
Prabha Dhanudhar	-	44,100
Sri Rashmi C.N	-	14,850
Alhal Sweets & Caterers	-	13,340
Ashaya Group	-	38,448
Anur R	-	8,500
Chitra Devenand Hurnani	-	20,700
Gayatri Ravindra	-	42,750
Gopal K B	-	78,990
INNOVATIVE BUSINESS SOLUTIONS	-	28,515
Krishnaksh.M	-	18,200
Magha L	-	15,750
Nikitha R	-	18,350
Praveen Smita D	-	18,650
Ramishore M R	-	8,900
Ricoh	-	1,792
Total	1,462,287	946,884



Dayananda Sagar College of Science, Arts, Commerce, Management, Infotech & Microbiology

Annexure - II

(Figures in Rs)

College Deposit Particulars	As at 31st March 2019	As at 31st March 2018
College Deposit BA Jou 2011-12	30,000	30,000
College Deposit BA Joun 2012-2013	50,000	50,000
College Deposit BA Jour 2010-11 Batch	-	30,000
College Deposit BA(JOUR) 2013-14	48,000	48,000
College Deposit BA(JOUR) 2014-15	40,000	40,000
College Deposit BBM 2010-11 Batch	-	790,000
College Deposit BBM 2011-12 BATCH	680,000	690,000
College Deposit BBM 2012-13 BATCH	643,000	675,000
College Deposit BBM 2013-14	266,000	276,000
College Deposit BBM 2014-15	298,000	322,000
College Deposit BCA 2010-11 Batch	-	235,000
College Deposit BCA 2011-12	240,000	240,000
College Deposit BCA 2012-13	184,000	189,000
College Deposit BCA 2013-14	102,000	108,000
College Deposit BCA 2014-15	98,000	112,000
College Deposit BSC CS 2010-11 Batch	-	20,000
College Deposit Bsc Cs 2011-12	40,000	50,000
College Deposit Bsc Cs 2012-13	25,000	25,000
College Deposit Bsc Cs 2013-14	24,000	26,000
College Deposit Bsc Cs 2014-15	8,000	10,000
College Deposit MBA(BU) 2010-11	-	90,000
College Deposit MBA(Bu) 2011-12 Batch	100,000	100,000
College Deposit MBA(Bu) 2012-13 Batch	154,000	154,000
College Deposit MBA(BU) 2013-14	42,000	44,000
College Deposit MBA(BU) 2014-15	48,000	48,000
College Deposit MCA(BU) 2010-11	-	100,000
College Deposit MCA(BU) 2011-12	85,000	100,000
College Deposit MCA(BU) 2012-13	68,000	70,000
College Deposit MCA(BU) 2013-14	10,000	10,000
College Deposit MCA(BU) 2014-15	8,000	8,000
College Deposit Mcom 2012-13	15,000	15,000
College Deposit Mcom 2013-14	16,000	16,000
College Deposit Mcom 2014-15	26,000	28,000
Total	3,344,000	4,749,000



Annexure - III
Library Deposit

(Rupee in Rs)

Particulars	As at 31st March 2019	As at 31st March 2018
Library Deposit BA JOUR 2010-11 Batch	-	18,000
Library Deposit BA Jour 2011-12	18,000	18,000
Library Deposit BA Jour 2012-13	30,000	30,000
Library Deposit BA Jour 2013-14	24,000	24,000
Library Deposit BA Jour 2014-15	20,000	20,000
Library Deposit BBA 2016-17	2,000	2,000
Library Deposit BBA 2017-18	1,000	1,000
Library Deposit BSM 2010-11 Batch	-	474,000
Library Deposit BSM 2011-12 BATCH	406,500	412,500
Library Deposit BSM 2012-13 BATCH	385,000	404,000
Library Deposit BSM 2013-14 BATCH	133,000	138,000
Library Deposit BSM 2014-15 BATCH	180,000	182,000
Library Deposit BCA 2010-11 Batch	-	141,000
Library Deposit BCA 2011-12	144,000	144,000
Library Deposit BCA 2012-13	110,000	113,000
Library Deposit BCA 2013-14	51,000	54,000
Library Deposit BCA 2014-15	48,000	58,000
Library Deposit BCA 2017-18	1,000	1,000
Library Deposit BCA 2018-2019	3,000	-
Library Deposit BCom 2016-17	2,000	2,000
Library Deposit BCom 2017-18	1,000	1,000
Library Deposit BSc Cs 2010-11 Batch	-	12,000
Library Deposit Bsc Cs 2011-12	24,000	30,000
Library Deposit Bsc Cs 2012-13	15,000	15,000
Library Deposit Bsc Cs 2013-14	12,000	13,000
Library Deposit Bsc Cs 2014-15	3,000	5,000
Library Deposit MBA(BU) 2010-11	-	54,000
Library Deposit MBA(BU) 2011-12 Batch	60,000	60,000
Library Deposit MBA(BU) 2012-13	87,500	87,500
Library Deposit MBA(BU) 2013-14	37,000	38,000
Library Deposit MBA(BU) 2014-15	24,000	24,000
Library Deposit MBA(BU) 2016-18	16,000	25,000
Library Deposit MBA(BU) 2016-17,	4,000	4,000
Library Deposit MBA(BU) 2017-18	32,000	32,000
Library Deposit MBA(BU) 2018-2019	17,000	-
Library Deposit MCA(BU) 2010-11	-	60,000
Library Deposit MCA(BU) 2011-12	50,500	50,500
Library Deposit MCA(BU) 2012-13	35,000	37,000
Library Deposit MCA(BU) 2013-14	22,000	25,000
Library Deposit MCA(BU) 2014-15	4,000	6,000
Library Deposit MCA(BU) 2015-16	8,000	8,000
Library Deposit MCA(BU) 2016-17	2,000	3,000
Library Deposit MCA(BU) 2017-18	9,000	9,000
Library Deposit MCA 2nd Year Lateral 2016-2017	1,000	-
Library Deposit MCA (BU) 2018-2019	7,000	-
Library Deposit M.Com 2012-13	9,000	9,000
Library Deposit M.Com 2013-14	9,000	9,000
Library Deposit M.Com 2014-15	14,000	15,000
Library Deposit MCOM (BU) 2018-2019	1,000	-
Library Deposit Staff 2006-06	4,000	4,000
Library Deposit Staff 2006-07	4,000	4,000
Library Deposit Staff 2007-08	1,000	1,000
Library Deposit Staff 2008-09	13,000	13,000
Library Deposit Staff 2009-10	5,000	5,000
Library Deposit Staff 2010-11	9,000	9,000
Library Deposit Staff 2011-12	7,000	7,000
Library Deposit Staff 2012-13	4,000	4,000
Library Deposit Staff 2013-14	3,000	3,000
Library Deposit Staff 2014-15	3,000	3,000
Library Deposit Staff 2015-16	1,000	1,000
Library Deposit Staff 2017-18	3,000	3,000
Library Deposit Staff 2018-2019	1,000	-
Refundable Library and College Deposit	147,000	147,000
Library Caution Deposit MCA 2nd Year Lateral Entry	-	1,000
Total	2,238,500	3,060,500



Dayananda Sagar College of Science, Arts, Commerce, Management, Infotech & Microbiology

Annexure - IV
Provision for Employee Benefits

(Figures in Rs)

Particulars	As at 31st March 2019	As at 31st March 2018
ESI-Employee's Contribution	1,075	1,776
ESI-Employer's Contribution	2,919	4,816
P.F - Administrative Charges Payable	1,856	2,137
P.F Employees Payable	22,277	22,297
P.F Employers Payable	22,277	22,297
Professional Tax Payable	14,600	13,400
Salary Payable	2,897,600	2,539,579
TDS - Salary Payable	125,550	108,300
Total	3,088,154	2,712,602

Annexure - V
Tuition Fees

(Figures in Rs)

Particulars	As at 31st March 2019	As at 31st March 2018
BA Journalism III Year	-	1,215,000
BCA-I Year Fees	10,122,500	9,075,900
BCA II Year Fees	8,456,650	9,612,500
B C A III Yr Fees	9,142,500	5,446,500
M.B.A I Year Fees	20,428,460	15,739,370
MBA II Year Fee	15,400,000	9,280,000
MCA III Yr Fee	4,031,890	3,010,000
MCA - I Year Fees	1,584,240	1,551,030
MCA II Year Fee	3,339,930	4,393,710
Mcom 1st Year Fees	1,449,540	723,630
Mcom 2nd Year Fees	701,480	1,666,430
BBA 1st Year Fees	19,497,925	12,890,000
BBA 2nd Year Fees	11,566,300	9,744,375
BBA 3rd Year Fees	8,805,000	7,147,500
BBA 3rd Year Fees (Nepal Students)	660,000	-
Total	115,186,415	91,316,945



Dayananda Sagar College of Science, Arts, Commerce, Management, Infotech & Microbiology
 Notes forming part of accounts as at March 31, 2019

Note: 6
 Fixed Assets

Sl. No.	Nature of the Asset	Gross Block				Depreciation Block				Net Block		
		As at April 01, 2018	Addition > 180 Days	Addition x 180 Days	Disposals during the year	As at March 31, 2019	Rate of Depr	On Opening Balance	Addition > 180 Days	Addition > 180 Days	As at March 31, 2019	As at March 31, 2018
A	Tangible											
1	Furniture & Fixtures	2,519,000	12,500	244,142	-	2,775,650	0.10	251,900	1,251	12,207	265,358	2,519,000
2	Computers	15,493	35,400	55,955	-	106,848	0.40	6,197	14,180	11,191	31,548	15,493
3	Library Books	105,729	6,352	211,156	-	323,277	0.40	42,292	2,541	42,239	87,072	105,729
4	Equipments	1,594,349	178,369	290,740	-	2,063,458	0.15	239,152	26,755	21,806	267,713	1,594,349
	Total	4,234,871	232,639	802,033	-	5,269,543		539,541	44,707	87,443	671,691	4,234,871
	Previous year	4,619,402	96,526	142,555	-	4,858,503		564,291	15,210	13,491	623,992	4,619,402



Dayananda Sagar Degree College
Balance Sheet as at : 31st March 2019

(Figures in Rs)

Particulars	Note No	As at 31st March 2019	As at 31st March 2018
1	2	3	4
I. CAPITAL FUND AND LIABILITIES			
(1) Reserves and Surplus			
(a) General Fund	1	11,702,338	9,160,744
(2) Current Liabilities			
(a) Payables	2	90,040	132,367
(b) Other Current Liabilities	3	405,628	570,653
(3) Branch / Division	4	238,266	(48,680)
TOTAL		12,436,292	9,814,984
II. ASSETS			
(1) Non - Current Assets			
(a) Fixed Assets	5		
- Tangible Assets		723,871	847,751
(2) Current Assets			
(a) Cash and Cash Equivalents	6	11,712,421	8,942,812
(b) Other Current Assets			24,421
TOTAL		12,436,292	9,814,984

for Mahatma Gandhi Vidya Peetha Trust

As per our report of even date

for B.P.Rao & Co.,

Chartered Accountants

Firm Reg.No - 003116S

(Handwritten Signature)
(Trustee)

(Handwritten Signature)
(Trustee)

(Handwritten Signature)
B.P.Rao & Co. Chartered Accountants
Firm Reg. No. 003116S
04/10/19

(Bharish Rao)

Partner

M.No - 029500

(Handwritten Signature)
Principal,
Dayananda Sagar College of Arts,
Science & Commerce
K.S. Layout, Bangalore - 560 078.

Dayananda Sagar Degree College
Income and Expenditure Statement for the year ended : 31st March 2019

(Figures in Rs)

Particulars	Note No	As at 31st March 2019	As at 31st March 2018
<u>Incomes</u>			
I. Course \ Tuition Fees	7	3,163,100	2,467,253
II. Other Income	8	832,334	423,993
III. Salary Grants	8	4,912,527	8,630,947
IV. Total Income (I + II)		8,927,961	11,522,193
<u>Expenses</u>			
- Employee Benefits Expense	9	4,925,533	8,608,032
- Depreciation and Amortization	5	160,434	140,121
- Other Expenses	10	1,300,400	1,022,536
V. Total Expenses		6,386,367	9,770,689
VI. Excess (Deficit) for the period (III - IV)		2,541,594	1,751,504

for Mahatma Gandhi Vidya Peetha Trust

As per our report of even date
for B.P.Rao & Co.,
Chartered Accountants
Firm Reg.No - 003116S

(Signature)
(Trustee)

(Signature)
(Trustee)

(Signature)
(B.Harish Rao)
Partner
M.No - 029500

(Signature)
Principal,
Dayananda Sagar College of Arts,
Science & Commerce
K.S. Layout, Bangalore - 560 078.

Dayananda Sagar Degree College

Note: 1

Reserves and Surplus

(Figures in Rs)

Particulars	As at 31st March 2019	As at 31st March 2018
General Reserve		
Opening Balance	9,160,744	7,409,240
Add: Excess of Income over Expenditure	2,541,594	1,751,504
Closing Balance	11,702,338	9,160,744
Total	11,702,338	9,160,744

Note: 2

Payables

(Figures in Rs)

Particulars	As at 31st March 2019	As at 31st March 2018
Total outstanding due to Others (Annexure - I)	90,040	132,367
Total	90,040	132,367

Note: 3

Other current liabilities

(Figures in Rs)

Particulars	As at 31st March 2019	As at 31st March 2018
Family Pension Fund	80	80
Group Insurance	17,914	300
LIC Payable	18,009	21,774
Professional Tax	1,000	1,400
Exam Remuneration & Contingency	-	8,395
Exam fees B.Com	-	300,994
Excess Fees	6,355	6,355
Scholarship	288,735	199,555
Red cross fee	69,700	31,700
Admission Cancelled- Refundable	3,855	-
Total	405,628	670,553



Dayananda Sagar Degree College

Note: 4

(Figures in Rs)

Branch / Division	As at 31st March 2019	As at 31st March 2018
Particulars		
DSCE	(23,169)	(4,423)
MGVPT		(259,801)
DS College of Management	261,455	215,544
Total	238,286	(48,680)

Note: 6

(Figures in Rs)

Cash and cash equivalents

Particulars	As at 31st March 2019	As at 31st March 2018
Vijaya Bank Acc. 10004	3,449,688	1,750,695
Vijaya Bank Acc. 10850	8,262,733	7,192,117
Total	11,712,421	8,942,812



Dayananda Sagar Degree College

Note: 7

(Figures in Rs)

Course / Tuition Fees

Particulars	As at 31st March 2019	As at 31st March 2018
Tuition Fees	1,438,200	1,201,382
Admission Fees	101,006	48,510
BU Sports Fees	506,160	382,200
Library Fees	-53,200	44,590
Medical Fees	22,800	14,651
Other Fees	563,052	443,702
Reading Room Fees	53,200	44,590
Registration Fees	136,458	78,120
Student Welfare Fund	38,000	27,350
Sports Fees	53,200	44,590
BU - Processing Fee	181,944	104,160
Lab Fees	35,880	33,408
Total	3,183,100	2,467,253

Note: 8

(Figures in Rs)

Other Income

Particulars	As at 31st March 2019	As at 31st March 2018
Misc. Income	66,484	3,138
P.D.C. Fees & T.C Fee	39,400	39,220
Interest on SB Account	372,888	354,835
Identity Card	3,852	7,000
Fine	12,810	19,600
Professional Courses & Certificate Programs	294,000	-
BU- NSS Fees A/c	42,900	-
Total(A)	832,334	423,993
Salary Grants (B)	4,912,527	8,630,947
Total(A+B)	5,744,861	9,054,940

Note: 9

Employee benefits expense

(Figures in Rs)

Particulars	As at 31st March 2019	As at 31st March 2018
Salary and Wages	4,925,533	8,608,032
Total	4,925,533	8,608,032



Dayananda Sagar Degree College

Note: 10

Other expenses

(Figures in Rs)

Particulars	As at 31st March 2019	As at 31st March 2018
Admission & Registration-Boom	1,215,455	862,721
Bank Charges	7,038	10,795
Teachers Welfare Fund	-	21,250
Lab Maintenance	34,627	27,770
Sports Materials	43,280	-
Total	1,300,400	1,022,536



Dayananda Sagar Degree College

Annexure - I
Sundry Creditors

(Figures in Rs)

Particulars	(Figures in Rs)	
	As at 31st March 2019	As at 31st March 2018
Digitrack Scientific Instruments	18,502	-
M/s Sree Kannika Scientific Supplies Co	16,125	-
M/s Srivari Book House	38,554	-
World Sports	18,859	-
Total	90,040	-



Dayananda Sagar Degree College
Notes forming part of accounts as at March 31, 2019

Note: 5
Fixed Assets

(Figures in Ru)

Sl. No.	Mature of the Asset	Gross Block			Depreciation Block			Net Block		
		As at April 01, 2018	Addition 180 Days	Disposals during the year	As at March 31, 2019	Rate of Depreciation	On Opening Balance	Addition 180 Days	As at March 31, 2019	As at March 31, 2019
A	Tangible									
(1)	Furniture & Fixtures	371,576	-	-	371,576	10%	37,158	-	37,158	334,418
(2)	Computers	5	-	-	5	40%	2	-	5	-
(3)	Library Books	166,704	-	36,554	203,258	40%	66,632	7,311	73,992	129,266
(4)	Lab Equipments	230,145	-	-	230,145	15%	34,522	-	34,522	195,623
(5)	Other Equipments	50,729	-	-	50,729	15%	7,609	-	7,609	43,120
(6)	Library Software	28,592	-	-	28,592	25%	7,148	-	7,148	21,444
	Total	847,761	-	36,554	811,207		153,120	7,311	160,434	722,871
	Previous year	635,420	-	352,432	687,872		93,133	40,668	140,121	647,751

