

Dayananda Sagar College of Science, Arts, Commerce, Management, Infotech & Microbiology
Balance Sheet as at : 31st March 2021

(Figures in Rs)

Particulars	Note.No	As at 31st March 2021	As at 31st March 2020
1	2	3	4
I. CAPITAL FUND AND LIABILITIES			
(1) Reserves and Surplus			
(a) General Fund	1	97,19,58,315	87,64,21,569
(2) Current Liabilities			
(a) Payables	2	8,43,864	27,98,690
(b) Other Current Liabilities	3	1,28,70,691	99,47,901
(c) Short - Term Provisions	4	31,20,062	30,50,683
TOTAL		98,85,93,131	89,22,18,743
II. ASSETS			
(1) Non - Current Assets			
(a) Fixed Assets			
- Tangible Assets	6	47,85,596	53,17,880
(b) Other Non - Current Assets	7	50,000	50,000
(2) Current Assets			
(a) Cash and Cash Equivalents	8	89,66,439	66,78,127
(b) Short Term Loans and Advances	9	6,32,27,734	1,02,41,743
(3) Branch / Division	5	91,15,63,363	87,09,30,993
TOTAL		98,85,93,131	89,22,18,743

for Mahatma Gandhi Vidya Peetha Trust

As per our report of even date
for B.P.Rao & Co.,
Chartered Accountants
Firm Reg.No - 003116S

Hema chandrabh
(Trustee)
Place: Bengaluru
Date: 05/02/2022

Shivachandrabh
(Trustee)

B. Harish Rao
(B. Harish Rao)
Partner
M.No - 029500

[Signature]
Principal,
Dayananda Sagar College of Arts,
Science & Commerce
K.S. Layout, Bangalore - 560 078.

Dayananda Sagar College of Science, Arts, Commerce, Management, Infotech & Microbiology

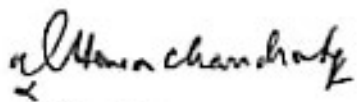
Income and Expenditure Statement for the year ended : 31st March 2021

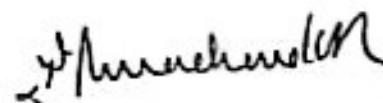
(Figures in Rs)

Particulars	Note No	Year Ended 31st March 2021	Year Ended 31st March 2020
Income			
I. Course / Tuition Fees	10	14,38,28,596	12,99,08,529
II. Other Income	11	70,52,589	79,40,731
III. Total Income (I + II)		15,06,79,185	13,78,47,260
Expenses			
- Building Maintenance - Shared		25,00,000	30,00,000
- Employee Benefits Expense	12	3,56,96,545	3,59,24,308
- Depreciation and Amortization	6	8,52,772	8,61,321
- Other Expenses	13	1,60,93,122	2,20,14,989
IV. Total Expenses		5,51,42,439	6,18,00,619
V. Excess (Deficit) for the period (III - IV)		9,55,36,746	7,60,46,641

for Mahatma Gandhi Vidya Peetha Trust


As per our report of even date
for B.P.Rao & Co.,
Chartered Accountants
Firm Reg.No - 003116S


(Trustee)
Place: Bengaluru
Date: 05/02/2022


(Trustee)


(B. Harish Rao)
Partner
M.No - 029500




Principal,
Dayananda Sagar College of Arts,
Science & Commerce
K.S. Layout, Bangalore - 560 078.

Dayananda Sagar College of Science, Arts, Commerce, Management, Infotech
& Microbiology

Note: 1

Reserves and Surplus

(Figures in Rs)

Particulars	As at 31st March 2021	As at 31st March 2020
General Reserve		
Opening Balance	87,64,21,569	80,03,74,928
Add: Excess of Income over Expenditure	9,55,36,746	7,60,46,841
Less: Utilised/ transferred during the year	-	-
Closing Balance	97,19,58,315	87,64,21,569
Total	97,19,58,315	87,64,21,569

Note: 2

Payables

(Figures in Rs)

Particulars	As at 31st March 2021	As at 31st March 2020
Total outstanding due to Others (Annexure - I)	8,43,864	27,98,590
Total	8,43,864	27,98,590

Note: 3

Other current liabilities

(Figures in Rs)

Particulars	As at 31st March 2021	As at 31st March 2020
College Deposit (Annexure - II)	10,22,000	21,38,000
Library Deposit (Annexure - III)	22,85,000	18,31,500
Advance Fees	1,70,565	1,67,220
Educational Loan	3,54,438	5,61,677
Exam Remuneration	34,592	7,022
Admission Cancellation	6,84,200	-
Project Guidance Fee MBA	5,29,000	4,65,000
Project Guidance Fee MCA	1,77,600	1,77,600
Project Guidance Fee M.COM	1,000	-
Project Internship Fee MBA (BU)	3,69,370	3,49,270
Scholarship	6,41,769	26,88,541
Red Cross Fees	5,70,950	5,02,800
Exam Fees	1,23,365	-
Convocation Fees	-	-
Excess fee	1,98,673	2,00,278
Affiliation fees Payable	35,34,000	-
DSI Faculty Reward Payable	1,55,000	3,26,270
DSI Student Reward	19,45,000	6,20,000
Statutory Dues:		
Duties & Taxes	(1,30,131)	1,08,223
GST Payable	4,500	4,500
Total	1,26,70,891	99,47,901



**Dayananda Sagar College of Science, Arts, Commerce, Management,
Infotech & Microbiology**

Note: 4

Short term provisions

(Figures in Rs)

Particulars	As at 31st March 2021	As at 31st March 2020
Provision for Employee Benefits Provision for other employee benefits (Annexure - IV)	31,20,062	30,50,683
Total	31,20,062	30,50,683

Note: 5

Branch / Division

(Figures in Rs)

Particulars	As at 31st March 2021	As at 31st March 2020
Dayananda Sagar Business Academy	1,23,252	1,23,252
DSCBS	62,02,104	62,24,274
DSPU	(2,206)	-
D S C Dental Science	8,160	8,160
DSC Pharmacy	6,628	6,628
D S C Physiotherapy	3,000	3,000
D S C Science, Arts & Commerce	3,67,694	3,07,254
D.S.I. Technology	82,770	82,770
MGVP TRUST	98,27,19,969	93,87,68,105
DSATM 3240 A/C	(12,500)	(12,500)
DSC Biological Science	(2,52,44,410)	(2,52,44,410)
DSC Engineering	(56,97,169)	(55,88,221)
DSCIL	(4,70,66,030)	(4,37,30,320)
D S C Nursing	(17,000)	(17,000)
Total	91,15,63,363	87,09,30,993



Dayananda Sagar College of Science, Arts, Commerce, Management, Infotech & Microbiology

Note: 7

Other Non Current Assets

(Figures in Rs)

Particulars	As at 31st March 2021	As at 31st March 2020
Deposit -IIM(Library)	25,000	25,000
EDI & Nodal Centre	25,000	25,000
Total	50,000	50,000

Note: 8

Cash and cash equivalents

(Figures in Rs)

Particulars	As at 31st March 2021	As at 31st March 2020
Bank of Baroda 7476(Vijaya Bank 14988)	89,66,439	56,78,127
Total	89,66,439	56,78,127

Note: 9

Short-term loans and advances

(Figures in Rs)

Particulars	As at 31st March 2021	As at 31st March 2020
Adv Hemanth Uppalla	13,129	7,877
Savita Trivedi	316	1,236
Tuition Fee Receivable	6,31,73,801	1,01,80,260
Dr. Venkatesh B R	2,196	4,022
NagaraJ shenoy	33,982	37,841
Adv Suneetha V	3,000	6,927
Narasimha Murthy B R	-	2,000
Adv Sanjay H.R	1,310	1,580
Total	6,32,27,734	1,02,41,743



Dayananda Sagar College of Science, Arts, Commerce, Management, Infotech & Microbiology

Note: 10

Revenue from operations

(Figures in Rs)

Particulars	As at 31st March 2021	As at 31st March 2020
Tuition Fees (Annexure - V)	14,26,22,895	12,88,11,406
Arrears In Tuition Fees	10,03,701	10,95,123
Total	14,36,26,596	12,99,06,529

Note: 11

Other Income

(Figures in Rs)

Particulars	As at 31st March 2021	As at 31st March 2020
Recoveries (Fine)	9,16,709	8,75,245
Discontinued student	8,08,460	8,70,896
Interest on Savings Bank Account	1,81,865	2,39,993
Provisional Degree Certificate	77,150	51,820
Misc Income	-	58,208
Seminar Workshop	1,29,554	8,86,849
Salary Notice period	39,936	-
ID Card Fees - MBA, MCA, BCA, BSc & MSc	5,800	4,800
Mediclaime insurance(I)	10,17,605	9,66,720
Unclaimed Deposits (Old)	17,63,500	18,70,000
Uniform fee(I)	21,12,010	21,16,200
Total	70,52,589	79,40,731

Note: 12

Employee Benefit Expense

(Figures in Rs)

Particulars	As at 31st March 2021	As at 31st March 2020
Salary-Management & Information	3,54,09,070	3,53,40,211
ESI-Employer's Contribution	9,834	20,010
PF Administrative Charges	22,192	22,344
Conveyance	745	15,271
Gratuity	-	2,65,136
PF Employers	2,61,744	2,68,416
Labour Welfare Fund-Employer's Contribution	2,960	2,920
Total	3,56,96,545	3,59,24,308



Dayananda Sagar College of Science, Arts, Commerce, Management, Infotech &

Note: 13

Other Expenses

(Figures in Rs)

Particulars	As at 31st March	As at 31st March
	2021	2020
Admission & Registration	37,21,576	42,83,567
Advertisement & Publicity	15,000	64,680
Affiliation & Registration	15,10,800	15,09,800
PT Renewal Fees	2,500	2,500
Bank Charges	19,208	2,468
Consultancy Charges	71,34,250	93,23,110
Journals & subscriptions	4,21,423	2,03,495
Printing & Stationery	2,39,373	6,44,823
Mediclaime Premium	8,08,539	7,53,940
Exam expenses	30,625	1,02,992
Internet & SIS Expenses	12,980	39,143
Hire Charges	3,200	-
Seminar & Workshop Expenses	1,70,872	10,01,023
Lab Consumables	61,035	2,75,526
Newspapers & Periodicals	30,222	1,24,555
Membership & Subscription	51,300	85,780
R & M - Equipment	1,42,658	94,193
Uniforms	-	12,42,361
Rates and taxes	15,723	10,327
Admission Cancellation	-	77,000
Installation Charges	-	11,000
Faculty Development Programme	-	59,961
DSI Scholarship	15,15,000	13,60,000
DSI Faculty Reward	65,000	6,61,270
Office Expenses	96,955	36,455
GST	24,886	-
Sports Expenses	-	45,021
Total	1,60,93,122	2,20,14,989



Dayananda Sagar College of Science, Arts, Commerce, Management, Infotech & Microbiology
 Notes forming part of accounts as at March 31, 2021

Note: 6
 Fixed Assets

(Figures in Rs)

Sl. No.	Nature of the Asset	Gross Block		Disposals during the year	As at March 31, 2021	Rate of Depreciation	Depreciation Block		Net Block	
		Addition > 180 Days	Addition < 180 Days				Addition > 180 Days	Addition < 180 Days	As at March 31, 2021	As at March 31, 2020
A	Tangible									
1	Furniture & Fixtures	2,88,156	-	-	29,34,320	0.10	28,810	-	2,93,432	26,40,888
2	Computers	-	16,520	-	1,99,084	0.40	-	3,304	76,330	1,22,754
3	Library Books	-	-	-	4,33,807	0.40	-	-	1,73,523	2,60,284
4	Equipments	20,55,345	15,812	-	20,71,157	0.15	-	1,166	3,09,488	17,61,669
	Total	53,17,880	2,88,156	-	56,38,368		28,816	4,480	8,62,772	47,85,596
	Previous year	45,97,542	3,55,410	-	61,79,201		80,098	1,39,231	8,61,321	53,17,880
										45,97,542



Annexure - I

Sundry Creditors

Figure in Rs

Particulars	As at 31st March 2021	As at 31st March 2020
Book Paradise	-	1,42,702
Balaji Printers	68,061	58,559
Ambika K.C	925	-
Amshupali V	10,175	-
Girish Sheelzy	482	-
Glezer. Project Solutions Pvt Ltd	1,59,663	-
Keerthi Arvind	4,825	-
Laxmi Sheela N	9,249	-
Palani	4,499	4,499
Prashanth.S	10,800	10,800
Pratikumar.S	4,625	-
Preksha Shankar C	4,625	-
RV Cheluvamurthy	6,374	6,728
Salma Jabeen	8,787	-
Shobha Girish	2,775	-
Swathi V Hebbar	6,937	-
H.M.Enterprises	2,850	2,850
Shruti	3,700	-
Sun World Office Needs	8,178	8,178
Alta Agencies	-	14,595
Maquare Innotech Solutions Privated Limited	(124)	4,01,691
M/s Mathai Hardware	4,047	4,047
Poomima H T	-	-
Printech Corporation	365	31,380
Pradeep Kumar J	8,783	-
Ravindra.R	(7,434)	-
R.R.Consultancy	-	11,059
Sambash Agencies	(38,000)	(39,000)
Sindhushree M.S	3,700	-
SLV Interior & Furnitures	95,108	-
Tenige Consulting Private Limited	-	8,64,000
Veena Banaji	150	-
V Terminex Pest Control	12,581	12,585
VANDANA N REVANKAR	1,850	-
Way 2 Mnt Services	(374)	(374)
Sowmya Flowers	-	14,917
VSP NETWORK SOLUTIONS	15,478	15,864
V S R Technologies	8,280	-
Vinutha K	-	17,100
Vinutha B R	-	9,000
Thoughtful Infotech Pvt Ltd	-	25,282
The Blacklock	-	4,53,600
Surya Industries	-	85,638
INNOVATIVE BUSINESS SOLUTIONS	(288)	3
Sujatha Patil	1,16,340	1,16,340
Sree Veena M R	5,590	9,900
Manjunatha Interiors	-	15,134
Orient Technologies P.Ltd	-	39,545
Panchanukhli Art Process	8,820	8,820
Prompt Compusolutions Pvt Ltd	531	34,633
Ramya K S	3,700	9,900
Scanfo Systems	-	18,812
Shalini S (1)	5,530	17,100
Shri Manthi Enterprises	-	13,100
Digtrack Scientific Instruments	-	20,302
ISIT Office Space Solutions	1,44,158	1,02,250
Chandratata.G	1,38,756	1,38,788
Adva Techno Solutions	-	1,093
Total	8,43,864	27,98,590



Deyananda Sagar College of Science, Arts, Commerce, Management, Infotech & Microbiology

Annexure - II

College Deposit

(Figures in Rs)

Particulars	As at 31st March 2021	As at 31st March 2020
College Deposit BA Joun 2012-2013	-	50,000
College Deposit BA(JOUR) 2013-14	48,000	48,000
College Deposit BA(JOUR) 2014-15	40,000	40,000
College Deposit BSM 2012-13 BATCH	-	8,18,000
College Deposit BSM 2013-14	2,66,000	2,66,000
College Deposit BSM 2014-15	2,98,000	2,98,000
College Deposit BCA 2011-12	-	-
College Deposit BCA 2012-13	-	1,84,000
College Deposit BCA 2013-14	1,00,000	1,00,000
College Deposit BCA 2014-15	90,000	92,000
College Deposit Bsc Ca 2012-13	-	25,000
College Deposit Bsc Ca 2013-14	24,000	24,000
College Deposit Bsc Ca 2014-15	8,000	6,000
College Deposit MBA(Bu) 2012-13 Batch	-	1,54,000
College Deposit MBA(BU) 2013-14	42,000	42,000
College Deposit MBA(BU) 2014-15	48,000	48,000
College Deposit MCA(BU) 2012-13	-	68,000
College Deposit MCA(BU) 2013-14	10,000	10,000
College Deposit MCA(BU) 2014-15	8,000	8,000
College Deposit Mcom 2012-13	-	15,000
College Deposit Mcom 2013-14	16,000	16,000
College Deposit Mcom 2014-15	28,000	26,000
Total	19,22,000	21,38,000



Annexure - III

Library Deposit

(Figure in Rs)

Particulars	As at 31st March 2021	As at 31st March 2020
Library Deposit BA Jour 2012-13	-	30,000
Library Deposit BA Jour 2013-14	24,000	24,000
Library Deposit BA Jour 2014-15	20,000	20,000
Library Deposit BBA 2016-17	2,000	2,000
Library Deposit BBA 2017-18	1,000	1,000
Library Deposit BBA 2019-2020	11,000	11,000
Library Deposit BBA 2020-2021	4,85,000	-
Library Deposit BSM 2012-13 BATCH	-	3,70,000
Library Deposit BSM 2013-14 BATCH	1,33,000	1,33,000
Library Deposit BSM 2014-15 BATCH	1,50,000	1,50,000
Library Deposit BCA 2012-13	-	1,10,000
Library Deposit BCA 2013-14	50,000	50,000
Library Deposit BCA 2014-15	45,000	48,000
Library Deposit BCA 2016-2019	3,000	3,000
Library Deposit BCA 2019-2020	18,000	18,000
Library Deposit BCA 2020-2021	3,27,000	-
Library Deposit BCom 2016-17	1,000	1,000
Library Deposit BCom 2017-18	1,000	1,000
Library Deposit BCOM 2019-2020	28,000	28,000
Library Deposit Bsc Cs 2012-13	-	15,000
Library Deposit Bsc Cs 2013-14	12,000	12,000
Library Deposit Bsc Cs 2014-15	3,000	3,000
Library Deposit MBA(BU) 2012-13	-	87,500
Library Deposit MBA(BU) 2013-14	37,000	37,000
Library Deposit MBA(BU) 2014-15	24,000	24,000
Library Deposit MBA(BU) 2015-16	15,000	15,000
Library Deposit MBA(BU) 2016-17	4,000	4,000
Library Deposit MBA(BU) 2017-18	28,000	30,000
Library Deposit MBA(BU) 2018-2019	17,000	17,000
Library Deposit MBA 2019-2020	24,000	24,000
LIBRARY DEPOSIT MBA (Bu) 2020-21	3,43,000	-
Library Deposit MCA(BU) 2012-13	-	30,000
Library Deposit MCA(BU) 2013-14	22,000	22,000
Library Deposit MCA(BU) 2014-15	4,000	4,000
Library Deposit MCA(BU) 2015-16	7,000	7,000
Library Deposit MCA(BU) 2016-17	2,000	2,000
Library Deposit MCA(BU) 2017-18	8,000	9,000
Library Deposit MCA 2nd Year Lateral 2016-2017	1,000	1,000
Library Deposit MCA (BU) 2018-2019	7,000	7,000
Library Deposit MCA 2019-2020	28,000	28,000
LIBRARY DEPOSIT MCA(Bu) 2020-21	1,67,000	-
Library Deposit M.Com 2012-13	-	8,000
Library Deposit M.Com 2013-14	9,000	9,000
Library Deposit M.Com 2014-15	14,000	14,000
Library Deposit MCOM 2019-2020	8,000	8,000
Library Deposit MCOM (BU) 2016-2019	1,000	1,000
Library Deposit Staff 2005-06	4,000	4,000
Library Deposit Staff 2006-07	4,000	4,000
Library Deposit Staff 2007-08	1,000	1,000
Library Deposit Staff 2008-09	13,000	13,000
Library Deposit Staff 2009-10	5,000	5,000
Library Deposit Staff 2010-11	8,000	8,000
Library Deposit Staff 2011-12	7,000	7,000
Library Deposit Staff 2012-13	4,000	4,000
Library Deposit Staff 2013-14	3,000	3,000
Library Deposit Staff 2014-15	3,000	3,000
Library Deposit Staff 2015-16	1,000	1,000
Library Deposit Staff 2017-18	3,000	3,000
Library Deposit Staff 2018-2019	1,000	1,000
Refundable Library and College Deposit	1,47,000	1,47,000
Library Deposit Staff 2019-2020	4,000	5,000
Library Deposit Staff 2020-2021	1,000	-
Total	22,85,000	16,31,500



Dayananda Sagar College of Science, Arts, Commerce, Management, Infotech & Microbiology

Annexure - IV

Provision for Employee Benefits

(Figures in Rs)

Particulars	As at 31st March 2021	As at 31st March 2020
ESI-Employee's Contribution	207	309
ESI-Employer's Contribution	896	1,553
P.F - Administrative Charges Payable	1,868	1,874
P.F Employees Payable	22,665	22,490
P.F Employers Payable	22,665	22,490
Professional Tax Payable	13,800	13,800
Salary Payable	29,69,291	28,46,917
TDS - Salary Payable	97,650	1,41,200
Total	31,28,062	39,60,683

Annexure - V

Tuition Fees

(Figures in Rs)

Particulars	As at 31st March 2021	As at 31st March 2020
BCA-I Year Fees	58,95,500	1,09,06,250
BCA II Year Fees	1,09,72,800	97,02,500
B C A III Yr Fees	97,25,000	81,87,150
M.B.A I Year Fees	2,84,44,000	2,60,12,000
MBA II Year Fee	2,40,70,400	1,67,69,970
MCA III Yr Fee	36,60,000	31,50,000
MCA - I Year Fees	60,15,800	22,58,000
MCA II Year Fee	22,00,000	36,58,000
Mcom 1st Year Fees	8,14,310	16,68,000
Mcom 2nd Year Fees	22,44,440	16,69,420
BBA 1st Year Fees	81,11,200	1,32,71,210
BBA 2nd Year Fees	1,20,90,750	1,78,67,500
BBA 3rd Year Fees	1,67,95,000	1,08,81,406
BCCM 1st Year Fees	69,93,995	-
Total	14,26,22,695	12,89,11,406



Dayananda Sagar Degree College
Balance Sheet as at : 31st March 2021

(Figures in Rs)

Particulars 1	Note No 2	As at 31st March 2021 3	As at 31st March 2020 4
I. CAPITAL FUND AND LIABILITIES			
(1) Reserves and Surplus			
(a) General Fund	1	1,60,35,559	1,41,50,008
(2) Current Liabilities			
(a) Payables	2	3,47,800	-
(b) Other Current Liabilities	3	5,53,181	5,70,754
(3) Branch / Division	4	3,63,027	3,65,087
TOTAL		1,72,99,567	1,51,03,849
II. ASSETS			
(1) Non - Current Assets			
(a) Fixed Assets			
- Tangible Assets	5	5,01,959	5,97,551
(2) Current Assets			
(a) Cash and Cash Equivalents	6	1,67,95,638	1,45,08,299
(b) Other Current Assets	7	1,960	-
TOTAL		1,72,99,567	1,51,03,849

for Mahatma Gandhi Vidya Peetha Trust

As per our report of even date
for B.P.Rao & Co.,
Chartered Accountants
Firm Reg.No - 003116S

M. M. Choudhary

(Trustee)

Place: Bengaluru

Date: 05/02/2022

M. M. Choudhary

(Trustee)

(B. Harish Rao)

(B. Harish Rao)

Partner

M.No - 029500



(Signature)
Principal,
Dayananda Sagar College of Arts,
Science & Commerce
K.S. Layout, Bangalore - 560 070.

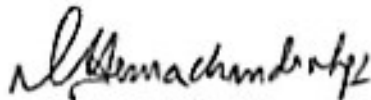
Dayananda Sagar Degree College
Income and Expenditure Statement for the year ended : 31st March 2021

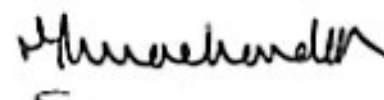
(Figures in Rs)

Particulars		Note No	As at 31st March 2021	As at 31st March 2020
Incomes				
I.	Course \ Tuition Fees	8	27,43,460	35,09,135
II.	Other Income	9	3,91,236	5,88,976
III.	Salary Grants	9	37,76,977	65,41,810
IV.	Total Income (I + II)		69,11,673	1,06,39,921
Expenses				
	- Employee Benefits Expense	10	36,73,444	66,85,561
	- Depreciation and Amortization	5	95,582	1,26,321
	- Other Expenses	11	12,66,097	13,71,369
V.	Total Expenses		50,35,123	81,83,250
VI.	Excess (Deficit) for the period (III - IV)		18,76,550	24,56,671

for Mahatma Gandhi Vidya Peetha Trust


As per our report of even date
for B.P.Rao & Co.,
Chartered Accountants
Firm Reg.No - 003116S


(Trustee)
Place: Bengaluru
Date: 05/02/2022


(Trustee)


(B. Harish Rao)
Partner
M.No - 029500




Principal,
Dayananda Sagar College of Arts,
Science & Commerce
K.S. Layout, Bangalore - 560 078.

Dayananda Sagar Degree College

Note: 1

Reserves and Surplus

(Figures in Rs)

Particulars	As at 31st March 2021	As at 31st March 2020
General Reserve		
Opening Balance	1,41,59,008	1,17,02,338
Add: Excess of Income over Expenditure	18,76,550	24,56,871
Closing Balance	1,60,35,559	1,41,59,008
Total	1,60,35,559	1,41,59,008

Note: 2

Payables

(Figures in Rs)

Particulars	As at 31st March 2021	As at 31st March 2020
Finance Officer Bangalore University	3,47,800	-
Total	3,47,800	-

Note: 3

Other current liabilities

(Figures in Rs)

Particulars	As at 31st March 2021	As at 31st March 2020
Family Pension Fund	40	170
Group Insurance	160	680
LIC Payable	15,018	52,868
Scholarship	42,168	2,22,723
Red cross fee	1,44,200	69,700
Admission Cancelled- Refundable	7,335	7,335
Professional Tax	600	2,800
Excess Fees	3,00,960	20
EDUCATION LOAN	5,000	-
Eligibility Fees	7,100	-
Exam Remuneration & Contingency	30,602	1,56,772
CHIEF MINISTER RELIEF FUND	-	11,331
Mogha V	-	3,855
Statutory liabilities		
Duties and taxes	-	51,500
Total	5,63,181	6,79,754



Dayananda Sagar Degree College

Note: 4
Branch / Division

(Figures in Rs)

Particulars	As at 31st March 2021	As at 31st March 2020
DSCE	(4,667)	(4,667)
DS College of Management	3,87,694	3,07,254
MGVPT	-	62,500
Total	3,63,027	3,65,087

Note: 6
Cash and cash equivalents

(Figures in Rs)

Particulars	As at 31st March 2021	As at 31st March 2020
30B-74370100009678/10004	61,25,206	50,43,569
BOB-74370100009687/10850- Grants A/c	1,06,70,432	94,62,730
Total	1,67,95,638	1,45,06,299

Note: 7
Other Current Assets

(Figures in Rs)

Particulars	As at 31st March 2021	As at 31st March 2020
TUITION FEE RECEIVABLE	1,960	-
Total	1,960	-



Dayananda Sagar Degree College

Note: 8

Course / Tuition Fees

(Figures in Rs)

Particulars	As at 31st March 2021	As at 31st March 2020
Tuition Fees	12,89,680	15,28,560
Admission Fees	38,790	98,870
BU Sports Fees	5,51,660	5,95,140
Library Fees	47,950	56,700
Medical Fees	20,550	24,300
Other Fees	5,09,450	6,96,195
Reading Room Fees	47,950	56,700
Registration Fees	53,835	1,37,600
Student Welfare Fund	34,350	40,500
Sports Fees	47,950	56,700
BU - Processing Fee	74,015	1,86,070
Lab Fees	24,960	33,800
BU-NSS Fee	4,320	-
Total	27,43,460	35,09,135

Note: 9

Other Income

(Figures in Rs)

Particulars	As at 31st March 2021	As at 31st March 2020
Interest on SB Account	3,47,285	5,11,948
BU- NSS Fees A/c	37,560	12,880
Arrears Fee 2002-2003	2,538	-
Other Fees	3,855	-
P.D.C. Fees & T.C Fee	-	37,200
Identity Card	-	7,200
Fine	-	19,040
Excess Fees -Income	-	710.00
Total(A)	3,91,236	6,88,976
Salary Grants (B)	37,76,977	65,41,810
Total(A+B)	41,68,213	71,30,786

Note: 10

Employee benefits expense

(Figures in Rs)

Particulars	As at 31st March 2021	As at 31st March 2020
Salary and Wages	38,73,444	66,85,561
Total	38,73,444	66,85,561



Dayananda Sagar Degree College

Note: 11

Other expenses

(Figures in Rs)

Particulars	As at 31st March 2021	As at 31st March 2020
Admission & Registration-Bcom	9,00,544	8,61,584
Bank Charges	3,353	2,602
Affiliation Registration Fees	3,47,800	3,20,000
SEMINAR EXPENSES	14,400	-
Round Off	0.03	-
Teachers Welfare Fund	-	21,250
Lab Maintenance	-	45,465
ADMISSION & REGISTRATION -BSC	-	72,888
SEMINAR EXPENSES	-	43,300
STUDENT WELFARE FUND	-	4,500
Total	12,66,097	13,71,369



Dayananda Sagar Degree College
Notes forming part of accounts as at March 31, 2021

Note: 5
Fixed Assets

Figures in Ru

Sl No.	Nature of the Asset	Gross Block				Depreciation Block				Net Block		
		Assets April 01, 2020	Addition > 100 Days	Additions > 100 Days	Disposals during the year	As at March 31, 2021	Rate %	On Opening Balance	Addition > 100 Days	As at March 31, 2021	As at March 31, 2020	As at March 31, 2020
A	Tangible											
(1)	Furniture & Fixtures	3,00,977	-	-	-	3,00,977	10%	30,098	-	30,098	2,70,879	3,00,977
(2)	Computers	-	-	-	-	-	40%	-	-	-	-	-
(3)	Library Books	77,559	-	-	-	77,559	40%	31,024	-	31,024	46,536	77,559
(4)	Lab Equipments	1,66,280	-	-	-	1,66,280	15%	24,942	-	24,942	1,41,338	1,66,280
(5)	Other Equipments	30,652	-	-	-	30,652	15%	5,408	-	5,408	31,154	30,652
(6)	Library Software	16,063	-	-	-	16,063	25%	4,021	-	4,021	12,042	16,063
	Total	5,97,551	-	-	-	5,97,551		96,582	-	96,582	5,01,969	5,97,551
	Previous year	7,23,871	-	-	-	7,23,871		1,26,321	-	1,26,321	5,97,551	7,23,871

