

2019-20


144

Dayananda Sagar College of Science, Arts, Commerce, Management, Infotech & Microbiology

Note: 13
Other Expenses

(Figures in Rs)

Particulars	As at 31st March 2020	As at 31st March 2019
Admission & Registration	42,83,567	40,97,600
Advertisement & Publicity	64,680	1,17,404
Affiliation & Registration	15,09,800	20,14,150
PT Renewal Fees	2,500	2,500
Bank Charges	2,468	20,211
Consultancy Charges	93,23,110	70,30,209
Journals & subscriptions	2,03,495	1,16,975
Printing & Stationery	6,44,823	5,58,346
Mediclaime Premium	7,53,940	6,96,297
Exam expenses	1,02,992	1,53,489
Internet & SIS Expenses	39,143	1,24,209
Seminar & Workshop Expenses	10,01,023	11,40,432
Lab Consumables	2,75,526	4,05,257
Newspapers & Periodicals	1,24,555	1,50,155
Membership & Subscription	85,780	14,400
R & M - Equipment	94,193	3,78,388
Uniforms	12,42,361	8,88,705
Rates and taxes	10,327	9,145
Admission Cancellation	77,000	-
Installation Charges	11,000	-
Sports Expenses	45,021	-
Faculty Development Programme	59,961	-
DSI Scholarship	13,60,000	-
DSI Faculty Reward	6,61,270	-
Office Expenses	36,455	-
Conveyance	-	44,199
Corporation Tax	-	1,75,386
Sponsorship Expenses	-	1,18,000
Miscellaneous Expenses	-	27,710
Total	2,20,14,989	1,82,83,167


Principal,
Dayananda Sagar College of Arts,
Science & Commerce
K.S. Layout, Bangalore - 560 078.




Dayananda Sagar College of Science, Arts, Commerce, Management, Infotech & Microbiology
Notes forming part of accounts as at March 31 2020

Note: 6
Fixed Assets

(Figures in Rs)

Sl. No.	Nature of the Asset	Gross Block				Depreciation Block					Net Block		
		As at April 01, 2019	Addition > 180 Days	Addition < 180 Days	Disposals during the year	As at March 31, 2020	Rate of Depr	On Opening Balance	Addition > 180 Days	Addition < 180 Days	As at March 31, 2020	As at March 31, 2020	As at March 31, 2019
A	Tangible												
1	Furniture & Fixtures	25,10,292	77,880	3,33,484	-	29,21,656	0.10	2,51,029	7,788	16,674	2,75,491	26,46,164	25,10,292
2	Computers	75,300	1,22,720	79,690	-	2,77,710	0.40	30,120	49,088	15,938	95,146	1,82,564	75,300
3	Library Books	2,36,206	-	3,65,104	-	6,01,310	0.40	94,482	-	73,021	1,67,503	4,33,807	2,36,206
4	Equipments	17,75,745	1,54,810	4,47,971	-	23,78,526	0.15	2,66,362	23,222	33,598	3,23,181	20,55,345	17,75,745
	Total	45,97,542	3,55,410	12,26,249	-	61,79,201		6,41,993	80,098	1,39,231	8,61,321	53,17,880	45,97,542
	Previous year	42,34,571	2,32,629	8,02,033	-	52,69,233		5,39,541	44,707	87,443	6,71,691	45,97,542	42,34,571


Principal,
Dayananda Sagar College of Arts,
Science & Commerce
K.S. Layout, Bangalore - 560 078.




195

Dayananda Sagar Degree College
Notes forming part of accounts as at March 31, 2020

Note: 5
Fixed Assets

(Figures in Rs)

Sl. No.	Nature of the Asset	Gross Block				Depreciation Block					Net Block		
		As at April 01, 2019	Addition > 180 Days	Addition < 180 Days	Disposals during the year	As at March 31, 2020	Rate of Depr	On Opening Balance	Addition > 180 Days	Addition < 180 Days	As at March 31, 2020	As at March 31, 2019	
A	Tangible												
(1)	Furniture & Fixtures	3,34,418	-	-	-	3,34,418	10%	33,442	-	-	33,442	3,00,977	3,34,418
(2)	Computers	-	-	-	-	-	-	-	-	-	-	-	-
(3)	Library Books	1,29,266	-	-	-	1,29,266	40%	-	-	-	-	-	-
(4)	Lab Equipments	1,95,623	-	-	-	1,95,623	40%	51,706	-	-	51,706	77,559	1,29,266
(5)	Other Equipments	43,120	-	-	-	43,120	15%	29,343	-	-	29,343	1,66,280	1,95,623
(6)	Library Software	21,444	-	-	-	21,444	15%	6,468	-	-	6,468	36,652	43,120
	Total	7,23,871	-	-	-	7,23,871		1,26,321	-	-	1,26,321	5,97,551	7,23,871
	Previous year	8,47,751	-	36,554	-	8,84,305		1,53,120	-	7,311	1,60,434	7,23,871	8,47,751


 Principal,
 Dayananda Sagar College of Arts,
 Science & Commerce
 K.S. Layout, Bangalore - 560 078.

