

Dayananda Sagar College of Arts , Science and Commerce (Unaided)

Note: 13

Other Expenses

(Figures in Rs)

Particulars	As at 31st March 2023	As at 31st March 2022
Admission & Registration	54,60,454	42,88,375
Advertisement & Publicity	5,91,449	11,75,686
Affiliation & Registration	17,73,000	22,32,999
Bank Charges	54,027	39,707
Consultancy Charges	82,82,501	80,88,424
Journals & subscriptions	5,50,176	4,94,080
Printing & Stationery	6,81,155	4,37,641
Mediclaime Premium	9,96,734	9,07,290
Exam expenses	1,88,945	1,18,633
Internet & SIS Expenses	7,44,524	4,57,935
Seminar & Workshop Expenses	13,96,813	4,22,842
Lab Consumables	34,644	3,03,922
Newspapers & Periodicals	54,878	1,44,893
Membership & Subscription	1,41,540	5,86,200
R & M - Equipment	9,316	58,333
DSI Scholarship	37,45,000	10,65,000
DSI Faculty Reward	3,04,000	1,65,000
Office Expenses	1,92,496	1,30,058
Refundable Deposits Expenses	3,000	12,000
Round Off	0	1
Annual fees	2,500	2,500
Written off	-103.00	-46,716.00
Library Books	-	3,88,380
Uniforms	34,09,325	13,22,293
Faculty Development Programme	2,94,097	2,14,617
Inspection charges	38,341	-
Training and Development	44,31,491	-
IQAC Cell Activity	91,013	-
Events & Programmes	5,85,288	-
Software renewal	2,60,662	-
<b>Total</b>	<b>3,43,17,266</b>	<b>2,30,10,093</b>

Principal,  
Dayananda Sagar College of Arts,  
Science & Commerce  
K.S. Layout, Bangalore - 560 078.




Dayananda Sagar College of Arts , Science and Commerce (Unaided)  
Notes forming part of accounts as at March 31, 2023

Note: 6  
Fixed Assets

(Figures in R

Sl. No.	Nature of the Asset	Gross Block					Depreciation Block					Net Block	
		As at April 01, 2022	Addition > 180 Days	Addition < 180 Days	Disposals during the year	As at March 31, 2023	Rate of Depr	On Opening Balance	Addition > 180 Days	Addition < 180 Days	As at March 31, 2023	As at March 31, 2023	As at March 31, 2022
A	Tangible												
1	Furniture & Fixtures	38,98,934	2,33,490	4,00,409	-	45,32,833	0.10	3,89,893	23,349	20,020	4,33,263	40,99,570	38,98,93
2	Computers	12,68,777	-	70,82,266	-	83,51,043	0.40	5,07,511	-	14,16,453	19,23,964	64,27,079	12,68,77
3	Library Books	1,56,170	1,03,063	6,56,174	-	9,15,407	0.40	62,468	41,225	1,31,235	2,34,928	6,80,479	1,56,17
4	Equipments	25,61,856	68,080	10,09,542	-	36,39,478	0.15	3,84,278	10,212	75,716	4,70,206	31,69,272	25,61,85
	Total	78,85,737	4,04,633	91,48,391	-	1,74,38,760		13,44,151	74,786	16,43,424	30,62,361	1,43,76,400	78,85,73
	Previous year	47,85,596	4,96,780	37,76,261	-	90,58,637		6,81,555	49,678	4,41,667	11,72,900	78,85,737	47,85,59

  
**Principal,**  
**Dayananda Sagar College of Arts,**  
**Science & Commerce**  
**K.S. Layout, Bangalore - 560 078**

Dayananda Sagar College of Arts , Science and Commerce (Unaided)

Note: 7

Other Non Current Assets

(Figures in Rs)

Particulars	As at 31st March 2023	As at 31st March 2022
Deposit -IIM(Library) EDI & Nodal Centre	25,000 25,000	25,000 25,000
<b>Total</b>	<b>50,000</b>	<b>50,000</b>

Note: 8

Cash and cash equivalents

(Figures in Rs)

Particulars	As at 31st March 2023	As at 31st March 2022
Bank of Baroda 7476(Vijaya Bank 14988)	39,31,837	66,34,716
<b>Total</b>	<b>39,31,837</b>	<b>66,34,716</b>

Note: 9

Short-term loans and advances

(Figures in Rs)

Particulars	As at 31st March 2023	As at 31st March 2022
Tuition Fee Receivable	8,60,18,784	7,17,58,493
Dr. Venkatesh B R	53,320	5,079
Nagaraj shenoy	4,519	13,754
Adv Suneetha V	13,259	16,694
Mahalakshmi V	24,000	-
Savita Trivedi	-	3,546
Adv Hemanth Uppalla	1,35,872	92,555
Adv Sanjay H R	1,126	-
Advances To Creditors(ANNEXURE VI)	26,32,593	4,01,610
MGVP DSI A/C 3363	1,18,433	-
<b>Total</b>	<b>8,90,01,906</b>	<b>7,22,91,731</b>



**Principal,**  
Dayananda Sagar College of Arts,  
Science & Commerce  
K.S. Layout, Bangalore - 560 078.

Dayananda Sagar College of Arts , Science and Commerce (Unaided)

Note: 1

Reserves and Surplus

(Figures in Rs)

Particulars	As at 31st March 2023	As at 31st March 2022
General Reserve		
Opening Balance	1,07,02,07,686	97,19,58,315
Add: Excess of Income over Expenditure	11,27,03,952	9,82,49,371
Less: Utilised/ transferred during the year	-	-
Closing Balance	1,18,29,11,638	1,07,02,07,686
<b>Total</b>	<b>1,18,29,11,638</b>	<b>1,07,02,07,686</b>

Note: 2

Payables

(Figures in Rs)

Particulars	As at 31st March 2023	As at 31st March 2022
Total outstanding due to Others (Annexure - I)	43,98,707	54,78,836
<b>Total</b>	<b>43,98,707</b>	<b>54,78,836</b>

Note: 3

Other current liabilities

(Figures in Rs)

Particulars	As at 31st March 2023	As at 31st March 2022
<b>Amounts Payable: Relating to Expense</b>		
Employee benefits (Annexure - IV)	52,99,002	36,72,045
Duties & Taxes	-	2,47,338
Faculty Development Programme Payable	1,43,422	73,250
<b>Amounts Payable: Not relating to Expense</b>		
Admission Cancellation	36,96,289	1,95,373
College Deposit (Annexure - II)	-	5,16,000
Library Deposit (Annexure - III)	34,02,000	28,40,000
Advance Fees	66,11,245	4,40,397
Exam Fees	-	31,100
Project Guidance Fee	12,27,065	12,58,020
Scholarship	7,73,987	9,25,029
Red Cross Fees	7,39,100	6,47,050
Excess fee	2,31,006	2,91,993
DSI Scholarship Payable	23,85,000	55,000
Educational Loan	3,96,980	2,73,561
Exam Remuneration	59,333	1,17,658
<b>Total</b>	<b>2,49,64,429</b>	<b>1,15,83,814</b>



Principal,  
Dayananda Sagar College of Arts,  
Science & Commerce  
K.S. Layout, Bangalore - 560 078.




Dayananda Sagar College of Arts , Science and Commerce (Aided)


Note: 11

(Figures in Rs)

Other expenses

Particulars	As at 31st March 2023	As at 31st March 2022
Admission & Registration-Bcom	3,12,332	6,08,817
Bank Charges	828	2,560
Affiliation Registration Fees	75,900	6,75,000
ADMISSION & REGISTRATION -BSC	1,24,834	40,028
NSS Camp Expense	-	38,500
Library Books (Exp)	-	1,30,050
Lab Consumables	34,576	-
Total	5,48,470	14,94,955

  
Principal,  
Dayananda Sagar College of Arts,  
Science & Commerce  
K.S. Layout, Bangalore - 560 078.




Dayananda Sagar College of Arts , Science and Commerce (Aided)  
Notes forming part of accounts as at March 31, 2023

Note: 5  
Fixed Assets

(Figures in Rs)

Sl. No.	Nature of the Asset	Written Down Value				Depreciation Block					Net Block		
		As at April 01, 2022	Addition > 180 Days	Addition < 180 Days	Disposals during the year	As at March 31, 2023	Rate of Depr	On Opening Balance	Addition > 180 Days	Addition < 180 Days	As at March 31, 2023	As at March 31, 2022	
A	Tangible												
(1)	Furniture & Fixtures	2,43,791	-	2,04,470		4,48,261	10%	24,379		10,224	34,603	4,13,658	2,43,791
(2)	Computers	-	-	-		-	40%	-	-	-	-	-	-
(3)	Library Books	27,921	-	-		27,921	40%	11,169	-	-	11,169	16,753	27,921
(4)	Lab Equipments	1,20,137	-	70,196		1,90,333	15%	18,021		5,235	23,285	1,67,048	1,20,137
(5)	Other Equipments	26,481	-	-		26,481	15%	3,972		-	3,972	22,509	26,481
(6)	Library Software	9,047	-	-		9,047	25%	2,262		-	2,262	6,785	9,047
	<b>Total</b>	<b>4,27,377</b>	<b>-</b>	<b>2,74,666</b>		<b>7,02,043</b>		<b>59,802</b>	<b>-</b>	<b>15,468</b>	<b>75,290</b>	<b>6,26,753</b>	<b>4,27,377</b>
	Previous year	5,01,969	-	-		5,01,969		74,591	-	-	74,591	4,27,377	5,01,969



  
Principal,  
Dayananda Sagar College of Arts,  
Science & Commerce  
K.S. Layout, Bangalore - 560 078,